

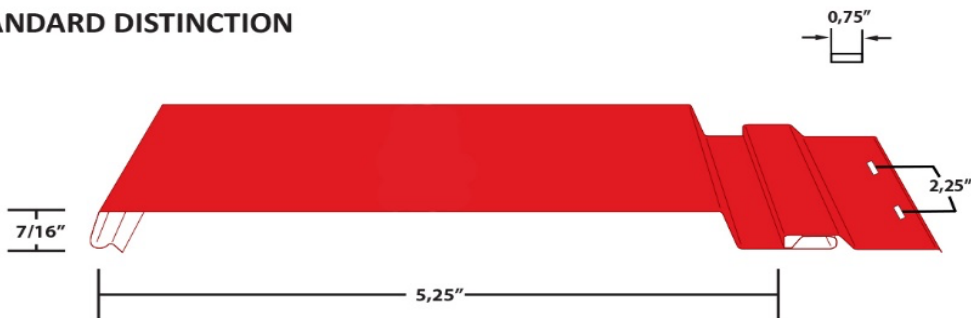
# DISTINCTION

REVÊTEMENT D'ACIER ARCHITECTURAL - ARCHITECTURAL STEEL SIDING

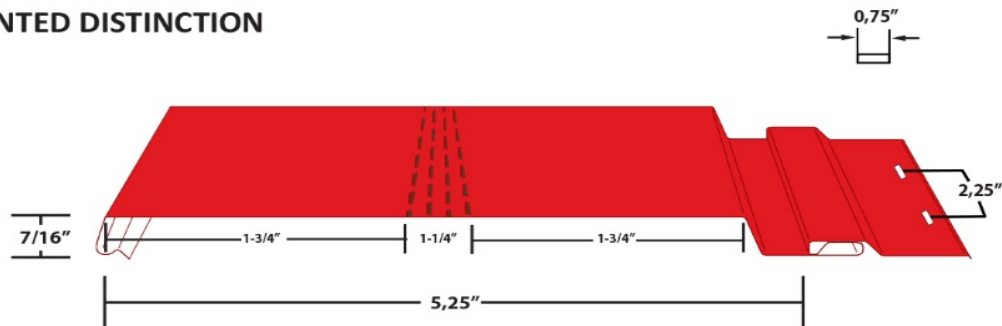
**Prefinished steel cladding with full pre-painted backing, without visible screws.**



## STANDARD DISTINCTION



## VENTED DISTINCTION



Provides ~33 sq. in. (0.021 m<sup>2</sup>) of ventilation opening per panel ; 3.375 sq. in. / linear foot (0.218 m<sup>2</sup> / linear m)

## ACCREDITATIONS and TESTING

- ASTM A653 SS Grade 33 G-90 Z275
- Keystone Quality Assurance Program (license #1362)
- Tested in accordance with ASTM E330/E330M
- Tested in accordance with ASTM E84: Class 1 or Class A
- Tested in accordance with CAN/ULC-S135-04
- Florida Product Approval (FL #: 40690)

**DETAILS**

Application / Installation	walls and soffits; horizontal or vertical installation, interior or exterior
Caliber	26 Ga standard (0.021 in / 0.53 mm) (and 24 Ga – 0.023 in / 0.58 mm on special order)
Nominal core thickness (unpainted)	26 Ga (0.019 in / 0.48 mm)
Galvanization	G90 Z275 (ASTM A123)
Length	12 feet (144 inches); 3658 mm
Coverage height	5.25 in; 133.35 mm per row
Coatings	Face: PVDF ≈ 0.8 mils / Backing: Polyester ≈ 0.2 mils
Thickness/Depth of profile	7/16 in (0.4375 in); 11.1125 mm
Opening for screws	¾ in (0.75 in); 19.05 mm
Screw opening distance	2 ¼ in (2.25 in); 57.15 mm
Packaging	12 panels/box; coverage of 63 square feet per box
Installation surfaces <i>Note: The surface must be level and square.</i>	<ul style="list-style-type: none"> <li>▪ Wood strapping (min. 1 in x 3 in at 16 inches on center)</li> <li>▪ Galvanized steel metal strapping (min. 7/8 in / 19 mm; 20Ga; 16 inches / 400 mm on centre)</li> </ul>

**COMPLETE LINE OF MATCHING ACCESSORIES/TRIMS**


**J molding**  
JDIS



**J molding in 2 parts**  
DJDIS



**Galvanized starter strip**  
DDISGV



**Drip-cap molding**  
EDIS



**Partition molding**  
PDIS



**Conversion molding**  
CDIS



**Outside corner**  
CEDIS



**Inside corner**  
CIDIS



**COLORS**

<b>Color</b>	<b>Code</b>	<b>Series</b>	<b>Caliber</b>
Espresso	QC182525	Wood Shade	26 Ga
Sequoia	QC182530	Wood Shade	26 Ga
Urban grey	QC182535	Greyscale Wood	26 Ga
Desert	QC182780	Wood Shade	26 Ga
Cedarwood	QC182783	Wood Shade	26 Ga
Smoked black	QC182786	Greyscale Wood	26 Ga
Exotic walnut	QC182795	Wood Shade	26 Ga
Blanco	QC183035	Greyscale Wood	26 Ga
Malt	QC180155	Wood Shade	26 Ga
Moonlight grey	QC180175	Greyscale Wood	26 Ga
Twilight grey	QC180176	Greyscale Wood	26 Ga
Rustic copper	QC180177	Wood Shade	26 Ga
Fresno	QC180291	Wood Shade	26 Ga

**NOTE:**

A designed notch is provided at the end of each panel to help guide the required overlap when covering more than 12 linear feet of surface. It is important to properly overlap the ends of the panel with the end notches. Please refer to the Installation Guide.

Heavy gauge cladding (24 Ga) is also available by special order in larger quantities only. Please discuss with the manufacturer before specifying heavy gauge cladding as production times will also need to be coordinated.